



## **Texlotto Help Contents**

The Contents lists Help topics available for Texlotto.

To learn how to use Help, press F1 or choose Using Help from the Help menu.

**GRID CHART**

**ANALYSIS**

**VIEW FILES**

**GRAPH**

**CHART**

**QUICK PICK**

**OVER DUE NUMBERS**

**REGISTRATION**

**DATA FILE UPDATES**





## Texlotto Analysis

12/19/92	21	23	33	09	37	15	12/16/92	24	38	42	31	23	14	12/12/92	23	42	25	18	26	38
12/09/92	32	11	31	04	45	16	12/05/92	45	23	36	07	24	35	12/02/92	26	25	19	17	05	38
11/28/92	50	24	21	09	28	17	11/25/92	40	21	42	39	14	36	11/21/92	21	24	46	11	31	28
11/18/92	45	44	47	39	31	27	11/14/92	13	32	16	22	36	29							

TEST NUMBER is **42 50 24 47 31 10** that won on 11/25/95 HAD:

1 OF THE DIGIT NUMBERS MATCH IN	132 OF THE WINNING NUMBERS.
2 OF THE DIGIT NUMBERS MATCH IN	42 OF THE WINNING NUMBERS.
3 OF THE DIGIT NUMBERS MATCH IN	7 OF THE WINNING NUMBERS.
4 OF THE DIGIT NUMBERS MATCH IN	0 OF THE WINNING NUMBERS.
5 OF THE DIGIT NUMBERS MATCH IN	0 OF THE WINNING NUMBERS.
6 OF THE DIGIT NUMBERS MATCH IN	1 OF THE WINNING NUMBERS.

"Analysis" which allows you to [scroll through a list](#) of past winning numbers (dates also shown) and [high-lights the digits](#) that match the digits in your test number.

You are given the option of [entering](#) a test number or typing a "W" to have the computer [automatically use](#) numbers from the [past winning numbers list](#), starting with numbers from the latest drawing and then numbers from the drawing before that ect.

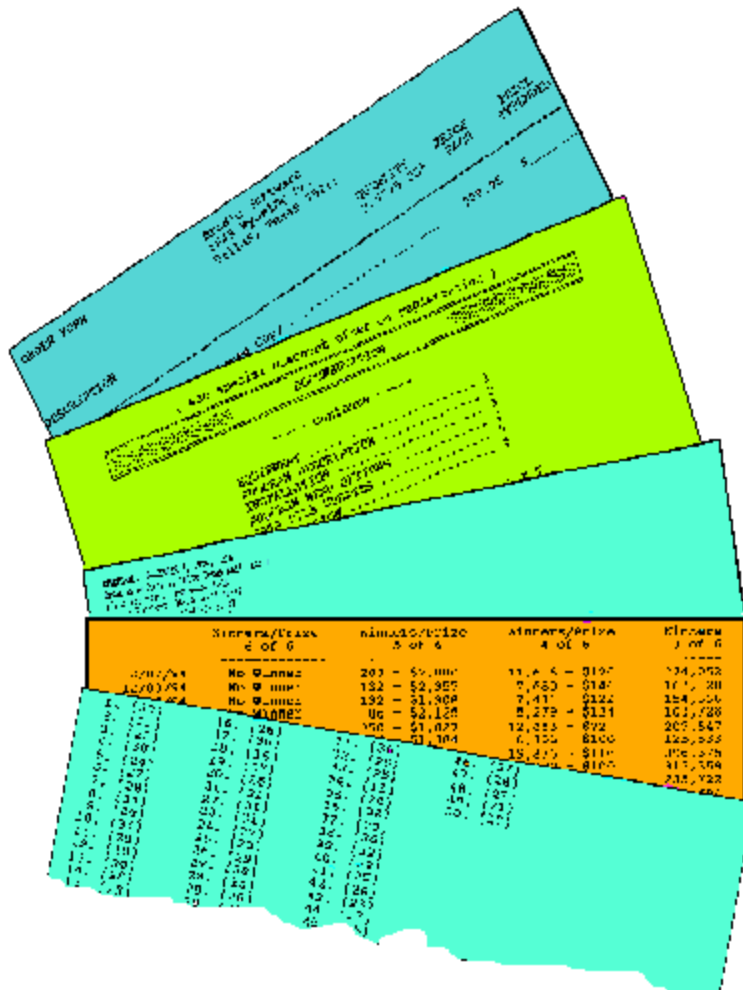
With this option, you can see a full text screen with the [digits](#) of a test number [high-lighted](#) through out the past winning numbers list.

[After each scroll](#) through the data text file, an [analysis of the test number](#) is displayed showing [how often digits](#) in the test number [matched](#) digits in all past winning numbers.





Texlotto View Files

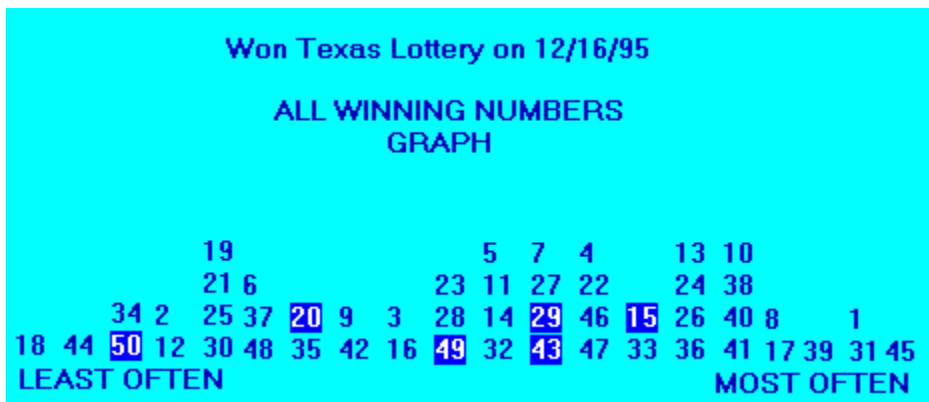


A TEXT SCREEN VIEWER with print option allows you to scroll through the

documentation file and also view and print the data text files of past winning and test numbers. It also allows you to view and print the ORDER FORM to register the TEXLOTTO program and order data file updates.



**Texlotto Graph**



Displays a Graph showing that winning numbers usually, but not always fall in the shape of a bell curve with the numbers that come up the least often on the left and the numbers that come up the most often on the right. The program will automatically high-light where past winning numbers fall in the bell curve or you can input your own test number, similar to the Analysis option. In the example above, the test number was 15-49-29-20-43-50.

You can have it test all balls or just first ball from selected machine, ball set ect. to see which ones came up the most or least number of times.

Test to see if machine or ball set effect how often a number comes up.



**Texlotto Chart**

ALL WINNING NUMBERS CHART					
1 = 50	11 = 39	21 = 32	31 = 50	41 = 44	
2 = 31	12 = 31	22 = 41	32 = 39	42 = 36	
3 = 37	13 = 43	23 = 38	33 = 42	43 = 40	
4 = 41	14 = 39	24 = 43	34 = 29	44 = 28	
5 = 39	15 = 42	25 = 32	35 = 35	45 = 51	
6 = 34	16 = 37	26 = 43	36 = 43	46 = 41	
7 = 40	17 = 46	27 = 40	37 = 34	47 = 41	
8 = 46	18 = 27	28 = 38	38 = 44	48 = 34	
9 = 36	19 = 32	29 = 40	39 = 48	49 = 38	
10 = 44	20 = 35	30 = 32	40 = 44	50 = 29	
THE SIX NUMBERS THAT CAME UP MOST OFTEN ARE:					
45	1	31	39	17	8
THE SIX NUMBERS THAT CAME UP LEAST OFTEN ARE:					
18	44	50	34	2	12

Displays Charts showing how often numbers have come up using the same options as GRAPH. Use scroll bar to view rest of text.

You can have it test all balls or just first ball from selected machine, ball set ect. to see which ones came up the most or least number of times.

You can test to see if machine or ball set effect how often a number comes up. Also displays the six numbers that came up the most often and the six numbers that came up the least often depending on which test perimeters you have selected, such as winning numbers list, pretest numbers list, all winning and pretest numbers or if you just elected to use the first ball that came up in each drawing from machine one or two and ball sets A,B,C,D or E.





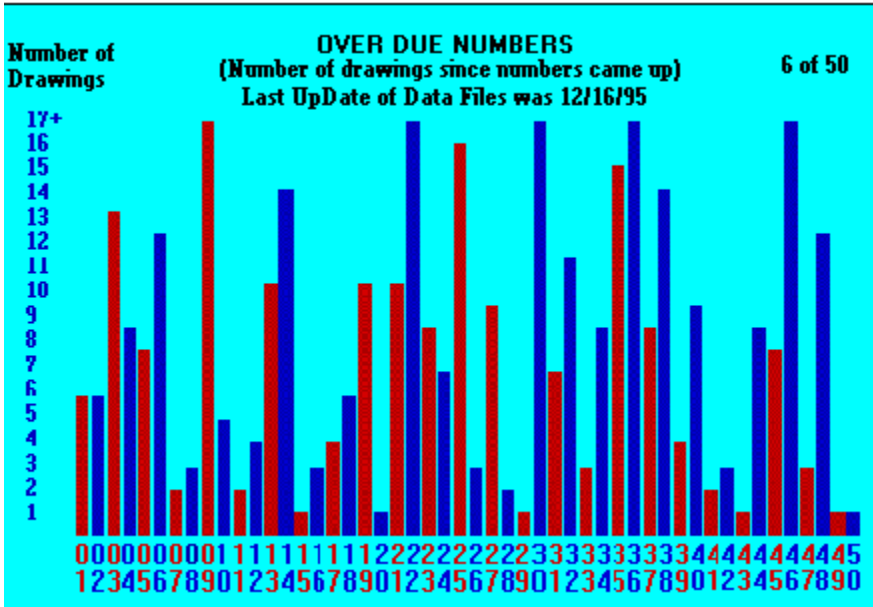


### **Texlotto Quick Pick**

The Texlotto Logo screen doubles as a random lottery number generator that can be used as a Quick Pick. Pressing the space bar or clicking QuickPick on the menu bar, randomly changes the numbers shown on the Logo screen.



Texlotto Over Due Numbers



The numbers along the left side of the bar chart show how many drawings it has been since numbers 1 to 50 (shown along the bottom of the chart), have come up.



## Texlotto Registration

Texlotto is [copyrighted shareware](#) which means "Try before you buy". You must register Texlotto if you continue to use Texlotto after the [30 day free trial](#) period. It is a violation of the copyright to use a unregistered copy longer then 30 days.

### REGISTRATION and/or ORDER DATA UPDATE.

This option allows you to:

1. Enter your registered name and number.
2. Change registered name and number.
3. Remove registered name and number.
4. [Order form](#) for Registration and/or Updates.

Select the first option if you have already registered and want to enter your name and new registration number. The "[This is a unregistered copy](#)" will be replaced with your name and registration number.

Select the last option to view the registration order form. The order form shows you all the information that you will need to register Texlotto or order [Data File UpDates](#).



## Texlotto Data File Updates

Registered users can order a complete update of program and data files for only \$10.00 plus shipping & handling. See [REGISTRATION](#)

Registered users also have the option of using a text editor to add numbers to the data files, provided that they use a text editor that does not change the ASCII (text) format.

The two data text files that Texlotto uses, are [WINNGNOS.TXT](#) and [PRETEST.TXT](#).

The text file WINNGNOS.TXT contains all the past winning number results and PRETEST.TXT contains all the pretest results (there are six test drawings before every Texas Lottery drawing).

Only [Graph](#) and [Chart](#) use data from both text files. [Grid Chart](#), [Analysis](#) and [Over Due Numbers](#) use only the winning numbers list from "[WINNGNOS.TXT](#)".

To manually add numbers to the data file "[WINNGNOS.TXT](#)" using a text editor, do the following:

1. Load WINNGNOS.TXT into a text EDITOR as text only.
2. Make a backup copy (use File, Save As to save WINNGNOS.TXT as WINNGNOS.BAK) as text only.
3. Reload WINNGNOS.TXT into the text editor as text only.
4. On about line 33, [look for](#) text similar to the following:

[Winning Numbers \(as drawn\)](#)

[< -- Place your new date](#)

[and number here in text file.](#)

12/16/95 15 49 29 20 43 50

12/13/95 43 11 7 15 41 28  
12/09/95 16 33 8 26 42 47

Notice that the drawings are in decending order with the latest dates toward the top.

To have Graph and Chart also use the winning numbers that you have added, you must also update the [PRETEST.TXT file](#). To do so, you must have the test drawing results similar to that shown below:

Machine 1: 167 times used, Machine 2: 150 times used, Machine 3: 6 time used

Ball Set A---74 times

Ball Set B---57 times

Ball Set C---83 times

[PRETEST.TXT data file](#).

Ball Set D---69 times

Ball Set E---40 times

< --- Look for simular data in the

< --- Leave a

[space and add pretest results above](#)

Saturday, December 16, 1995, #323

[in PRETEST.TXT](#)

[the latest test results shown](#)

Drawing Machine 1, Lotto Texas Ball Set: C

First Pre-test: 11-29-39-47-31-44

Second Pre-test: 10-39-7-12-15-2

Third Pre-test: 2-23-37-31-6-8

Fourth Pre-test: 33-6-40-43-24-9

Fifth Pre-test: 4-8-24-44-47-22

Sixth Pre-test: 43-42-1-23-40-47

Be sure to load [PRETEST.TXT](#) as text only and make a text only PRETEST.BAK backup file before making any changes (just to be safe).

All this editing is already done for you when you REGISTER or if already registered and order the latest data file updates.

